

# BRIDRAIN / BRISLOT / TREE-GRILLE

## EXTERNAL RECESSED

Tel: 0121 521 4500 Fax: 0121 521 4551 Email: sales@steelwaybrickhouse.co.uk www.steelway.co.uk

AVAILABLE LOADINGS

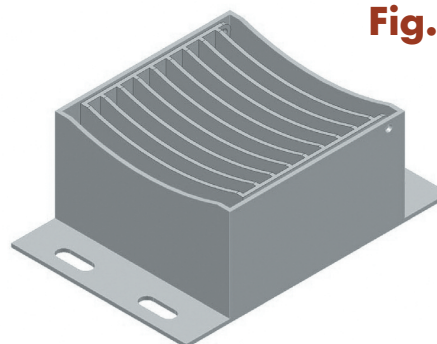
B

### BRIDRAIN POINT DRAINAGE COVER

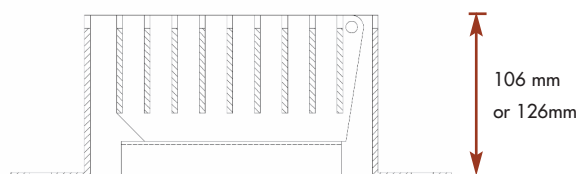
**Galvanized, 4mm section thickness, flat/dished profile point drainage unit.**

- Suitable for areas of low traffic frequency
- Waterway area 80% of total surface area
- Wide flange for increased security and stability
- Captive hinge

*Note: This product is only suitable for areas where speed is restricted to 20mph*



**Fig. 6229**

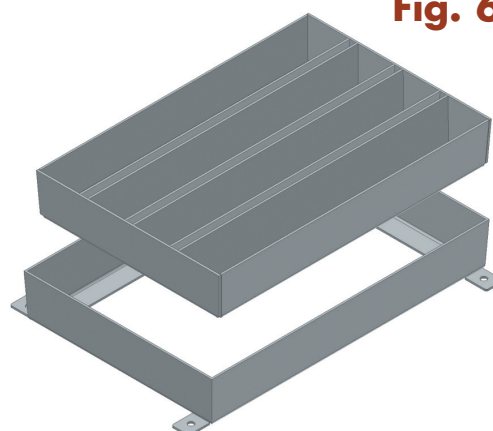


### BRISLOT LINEAR DRAINAGE COVER

**Galvanized, 4mm section thickness, mild steel modular/linear landscape drainage channel.**

- Suitable for areas subject to low traffic frequency
- Tapered 15mm waterway slots help prevent blockages
- 1, 2 and 3 slot options available
- Single unit 4 point frame anchor facility (linear unit at 450mm intervals)
- Tapered cover and frame sides to help facilitate:
  - a tighter tolerance between cover and frame
  - easier cover removal
  - architecturally better aesthetics
- Units can be installed both longitudinally and transversely
- Linear units can have both transverse and longitudinal runs available on request

*Note: This product is only suitable for areas where speed is restricted to 20mph*



**Fig. 6227**

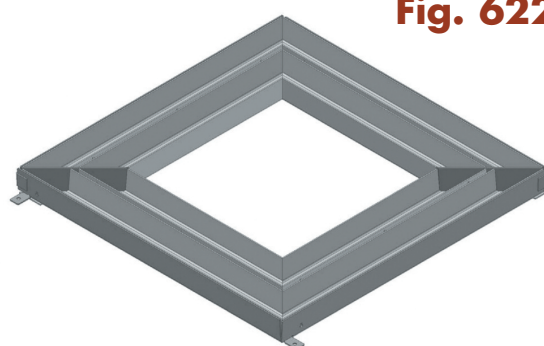


### BRIPAVE TREE-GRILLE COVER

**Galvanized 4mm section thickness, mild steel tree surround watering facility.**

- Suitable for areas of low traffic frequency
- Maintains the landscape aesthetics and helps prevent tree damage
- Tapered 15mm waterway slot helps prevent debris blockages
- Four point frame anchor facility
- Tapered cover and frame sides to help facilitate:
  - a tighter tolerance between cover and frame
  - easier cover removal
  - architecturally better aesthetics

*Note: This product is only suitable for areas where speed is restricted to 20mph*



**Fig. 6228**

